

Mattress Cleaning

Please see the following PDF documents for cleaning and care information

- [Carrflex Extreme- Approved Cleaners June 2015](#)
- [Carrflex® Care and Cleaning](#)
- [Carrflex® PVC Care and Cleaning](#)

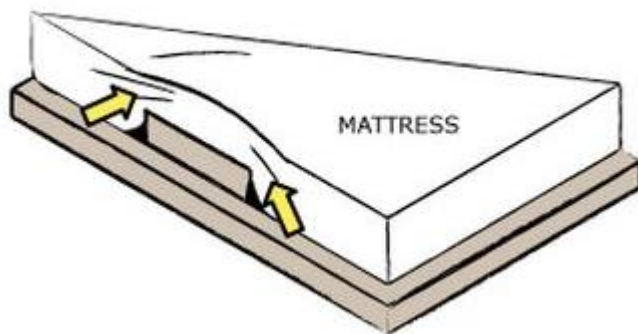
Mattress Handling, Packaging and Storage

Dunlop Foams mattresses are intended (designed) for indoor use. Dunlop Foams recommends the transportation of the mattress from one site to another be carried out in an enclosed vehicle positioned upright.

New mattresses are delivered in a clear plastic bag. Care should be taken when moving the mattress as sharp objects such as door handles or furniture may pierce the mattress packaging or mattress cover. The mattress is not supplied in a sterile state and should be stored in an environment free from direct sunlight. Where the mattress is supplied with a zipper cover, do not use the zip cover assembly as a carry handle. Mattress cover handles are available as an option when purchase orders are placed.

General Comments

Dunlop Foams recommend the mattresses are used on beds which have mattress retainers where users are concerned about the possibility of a mattress sliding off the surface of a particular bed.



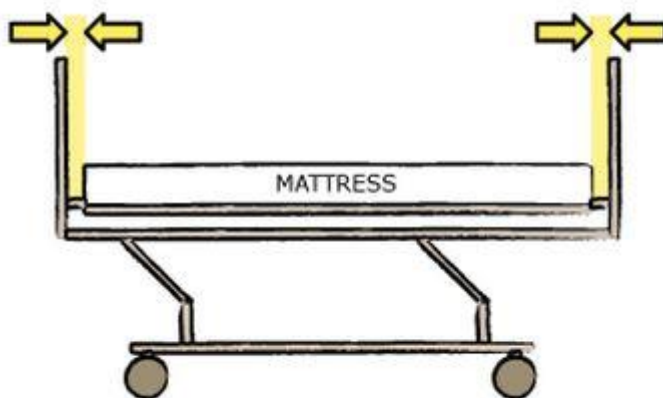
The distance between the ends of the mattress and the head / foot boards should never be more than 30mm.

Non perforated mattress platforms on electric beds may inhibit air circulation around the mattress base. This may result in the mattress maintaining heat for a longer period. Please note that patients in an environment which is not climate controlled / air conditioned may sweat, which left unchecked, could contribute to the development of a pressure injury.

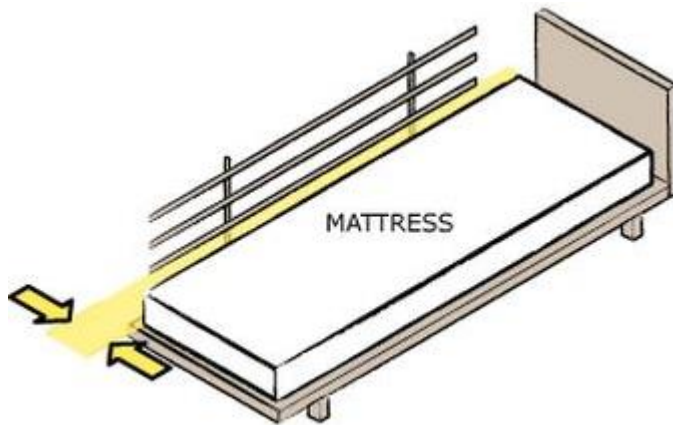
Choosing Electric Bed Mattress Size

Some suggestions on how to correctly size your mattress when using electric beds

There are over 15 different style 'single' electric bed mattress sizes in Australia. Never assume that one mattress size fits all makes and models of electric bed



The distance between the ends of the mattress and the head / foot boards should never be more than 30mm.



If using side rails on your bed, the space between the side rails and the mattress should never be greater than 30mm on each side of the mattress.

Warning!

Do not exceed the maximum user weight printed on the mattress cover. Overloading the mattress may result in user discomfort and bottoming out against the mattress base platform. This event may contribute to the forming of a pressure injury.

Non-powered/Foam mattress products are not intended to be used as a replacement for Powered/Alternating Air mattress products. Where off-loading of pressure is required Powered or Alternating Air mattress products with large air cells should be used.

Please also note that people should never smoke in bed.

In the unlikely event that customer suspects they are experiencing an allergic reaction from any of the materials used in our mattress products, cease using the mattress and seek medical advice as required.

THE CARE AND CLEANING OF POLYURETHANE COATED FABRICS FROM CARR AUSTRALIA

General Directives

- Attention must be given to the characteristics of any other materials that may be combined with CARRFLEX® in the final product (e.g. dimensional stability, colour fastness, washing instructions).
- Some surface wrinkling may result from cleaning procedures. This has no adverse effect on CARRFLEX® properties.
- Abrasive cleaning agents should not be used.
- Additionally, due to the range of cleaning equipment and conditions being used, customers should ascertain that any CARRFLEX® fabric does perform as expected, in any given situation.
- If customers have their own particular cleaning methods that must be used and that are not covered in this article, they should consult Carr Australia Pty Ltd for further direction.

Washing and Disinfection

- CARRFLEX® needs to be treated with care when cleaning the surface. Many industrial cleaning agents are extremely harsh on the coating and can cause it to break down. Please find attached a list of cleaning products (with concentrations) that have been tested and approved for use on CARRFLEX®. If your particular cleaning solution does not appear please contact us as we can test CARRFLEX® to any method and we will respond with our findings and recommendations.
- The normal cleaning instructions are to wipe the surface clean with a sponge or cloth with warm soapy water.
- CARRFLEX® is able to be washed in warm soapy water at up to 95°C.
- Do not use solvent or bleaches on CARRFLEX®.
- CARRFLEX® is able to be autoclaved at a temperature of 134°C for 3 minutes. However, care must be taken to first clean the surface with pure water and then to make sure mattresses are not stacked on top of each other without any air gap separation. Spacers should be placed between mattresses when a number of them are being autoclaved at the same time.
- CARRFLEX® is dry-cleanable with all dry cleaning fluids except trichloroethylene.

Drying

- CARRFLEX® can be tumble dried provided the operator ensures it is removed as soon as all moisture is removed. CARRFLEX® must not be left sitting on the heated bowl of the drier when drying is complete.
- Do not mangle.

Ironing

- Do not iron CARRFLEX®.

Storage

- Store in a cool dry area. Avoid excessive pressure and contact with non-colourfast materials.

NB: Please consider other materials used in the cover construction as different conditions for cleaning will apply.

THE CARE AND CLEANING OF PVC LAMINATED FABRICS FROM CARR AUSTRALIA

General Directives

- Attention must be given to the characteristics of any other materials that may be combined with CARRFLEX® PVC in the final product (e.g. dimensional stability, colour fastness, washing instructions).
- Some surface wrinkling may result from cleaning procedures. This has no adverse effect on CARRFLEX® PVC properties.
- Abrasive cleaning agents should not be used.

- Additionally, due to the range of cleaning equipment and conditions being used, customers should ascertain that any CARRFLEX® PVC fabric does perform as expected, in any given situation.
- If customers have their own particular cleaning methods that must be used and that are not covered in this article, they should consult Carr Australia Pty Ltd for further direction.

Washing and Disinfection

- CARRFLEX® PVC needs to be treated with care when cleaning the surface. Many industrial cleaning agents are extremely harsh on the coating and can cause it to break down. The normal cleaning instructions are to wipe the surface clean with a soft sponge or cloth with warm soapy water. Mix with a mild concentration of detergent (1:20) in warm water.
- CARRFLEX® PVC can be washed in warm soapy water at up to 40°C.
- Do not use detergents containing solvent or bleaches on CARRFLEX® PVC.
- After applying detergent remove any residue with a clean, soft cloth and rinse with fresh warm water immediately after use.
- Do not excessively rub or scrub and do not use abrasive implements to clean as these may damage the surface of the fabric.
- CARRFLEX® PVC is not able to be autoclaved.
- Do not dry-clean CARRFLEX® PVC.

Drying

- Do not tumble dry CARRFLEX® PVC.
- Do not mangle.

Ironing

- Do not iron CARRFLEX® PVC.

Storage

- Store in a cool dry area. Avoid excessive pressure and contact with non-colourfast materials.

NB: Please consider other materials used in the cover construction as different conditions for cleaning will apply.

CLEANING PRODUCTS APPROVED FOR USE ON CARRFLEX EXTREME

PRODUCT	CONCENTRATION
ACTICHLOR PLUS	2000PPM
ACTIMAX	ACCORDING TO MANUFACTURERS SPEC
ALCO-DC-7	ACCORDING TO MANUFACTURERS SPEC
ALCO SANNI	ACCORDING TO MANUFACTURERS SPEC
ARJO DISINFECTANT	ACCORDING TO MANUFACTURERS SPEC
ASEPTI ACTIVE WIPES	READY TO USE
ASEPTIC ACTIVE LIQUID	ACCORDING TO MANUFACTURERS SPEC
AZO MAX MULTI SURFACE WIPES	ACCORDING TO MANUFACTURERS SPEC
AZO WIPE HARD SURFACE WIPES	ACCORDING TO MANUFACTURERS SPEC
CHLOR-CLEAN	1000PPM (1 TABLET PER 1 LITRE WATER)
CID A-L CLEANER (SUREHANDS)	ACCORDING TO MANUFACTURERS SPEC
CIDAL DISINFECTANT CLEANER	ACCORDING TO MANUFACTURERS SPEC
CLINELL HAND & SURFACE SANITISER DISINFECTANT	ACCORDING TO MANUFACTURERS SPEC
CLINELL UNIVERSAL SANITISING WIPES	ACCORDING TO MANUFACTURERS SPEC
CLINELL DETERGENT WIPES	ACCORDING TO MANUFACTURERS SPEC
CLINELL SPORICIDAL WIPES	ACCORDING TO MANUFACTURERS SPEC
DISINFECTING WIPES	ACCORDING TO MANUFACTURERS SPEC
DISPATCH DISINFECTANT	ACCORDING TO MANUFACTURERS SPEC
DIVERCLEANSE	125ML:4 LITRES WATER
ECOLAB D4A	ACCORDING TO MANUFACTURERS SPEC
ECOPINE	5% ECOPINE (1:20 WATER)
HYGENA WASH (SUREHANDS)	ACCORDING TO MANUFACTURERS SPEC
ISOPROPYL ALCOHOL 70%	
ISOWIPES (KIMBERLY-CLARK)	READY TO USE
JUMBO LIV-WIPES	ACCORDING TO MANUFACTURERS SPEC
LEGGESIDE HB (LEGG SYSTEMS)	ACCORDING TO MANUFACTURERS SPEC
LEMEX	ACCORDING TO MANUFACTURERS SPEC
MEDIWIPES DISINFECTION (SULCO LIMITED)	ACCORDING TO MANUFACTURERS SPEC
MILTON ANTI-BACTERIAL TABLETS	1 TABLET: 2 LITRES OF WATER
MULTIKLEEN	ACCORDING TO MANUFACTURERS SPEC
NATURE CLEAN (CLEANTEC)	1: 40 PARTS WATER
NEUTRAL DETERGENT WIPES (REYNARD HEALTH SUPPLIES)	ACCORDING TO MANUFACTURERS SPEC
NON ACID BATHROOM CLEANER (CERTO)	ACCORDING TO MANUFACTURERS SPEC

OASIS PRO 12 CLEANER	5% (1 : 20 WATER)
ODACON SPRAY	ACCORDING TO MANUFACTURERS SPEC
OXIVIR TB LIQUID	READY TO USE
PAL DETERGENT WIPES	ACCORDING TO MANUFACTURERS SPEC
PAL DISINFECTANT WIPES (GLOBALMEDICS)	ACCORDING TO MANUFACTURERS SPEC
PUREGREEN 24 (PURE GREEN)	ACCORDING TO MANUFACTURERS SPEC
ROOM CARE R2L	ACCORDING TO MANUFACTURERS SPEC
SANICARE TBX	ACCORDING TO MANUFACTURERS SPEC
SANICARE DISINFECTANT WIPES (BUCKEYE INTERNATIONAL)	ACCORDING TO MANUFACTURERS SPEC
SODIUM HYPOCHLORITE	13000PPM (APPROVED COLOURS)
SPRING CLEAN (ECO LAB)	5% SPRING CLEAN (1:20 WATER)
STERRIMATT (PURE) FOAM	READY TO USE
STRIDE CITRUS SMARTDOSE	1:750 WATER
SUPER SANI CLOTH- GERMICIDAL DISPOSABLE WIPES (PDI)	ACCORDING TO MANUFACTURERS SPEC
SURFACE SANITISING WIPES	ACCORDING TO MANUFACTURERS SPEC
TERMINATOR ONE STEP DISINFECTANT (BUCKEYE INTL)	ACCORDING TO MANUFACTURERS SPEC
THERASOL (SUREHANDS)	ACCORDING TO MANUFACTURERS SPEC
TRI-DET	1:80 WATER
TRIGENE (BIO STRATEGY)	ACCORDING TO MANUFACTURERS SPEC
TRIX (SOAP)	READY TO USE
TUFFIE 5 CLEANING WIPES	ACCORDING TO MANUFACTURERS SPEC
TURBO CLEANER (SUREHANDS)	ACCORDING TO MANUFACTURERS SPEC
USEALL (TRUE BLUE CHEMICALS)	ACCORDING TO MANUFACTURERS SPEC
VIRACLEAN (WHITELY MEDICAL)	ACCORDING TO MANUFACTURERS SPEC
VIREX (DIVERSEY)	ACCORDING TO MANUFACTURERS SPEC
VIRKON (DUPONT)	5% VIRKON (1:20 WATER)

IMPORTANT FOR ALL CLEANING PRODUCTS:

Wipe off cleaning product residue with a clean, soft cloth and rinse with fresh warm water immediately after use.

If particular cleaner/disinfectant is not listed we advise to test the particular surface disinfectant in advance or to contact us in case of any doubts.

Please contact Carr Australia Pty Ltd for further information.

Mattress Warranty Details

Foam Core – 5 year manufacturer’s warranty.

Upholstery / Cover – 2 year manufacturer’s warranty.

(Theatre / Emergency Trolley Mattress warranty: Foam Core – 2 year manufacturer’s warranty, Upholstery / Cover – 1 year manufacturer’s warranty).

Warranty Claim Procedure

In the event of any defect occurring, please make contact with the distributor from whom you purchased the mattress and provide them with proof of purchase. The distributor in turn will provide relevant information to The Australian Comfort Group Pty Ltd ACN 098 742 584 for review.

In certain circumstances a company representative may need to inspect the mattress prior to its return or repair.

Warranty Exclusions:

- Damage caused by misuse, neglect or accidents.
- Normal wear and tear, (including body impressions).
- Any mattress that are in unsanitary condition including soiled foam where a mattress has continued to be used where the cover has been torn allowing moisture to enter the foam core).
- Incorrect purchase choice by the purchaser.
- Damage resulting from the mattress being the incorrect size for the bed on which it has been used.
- Zipper or cover damage as a result of their being used as a handle to lift the weight of the mattress.
- Mattress side wall collapse where mattress users have used the side of the mattress as a prolonged sitting area.
- Cover damage caused by incorrectly used or selected cleaning chemicals.

Body impressions appear as indentations on the surface of any mattress and are generally considered normal, not a structural defect. The Australian Comfort Group Pty Ltd reserves the right to determine whether body impressions qualify as a warranty defect or not. Generally a height loss of up to 25mm is considered normal.

Australian consumers should note that our goods come with guarantees that cannot be excluded under the Australian Consumer Law. You are entitled to a replacement or refund for a major failure and compensation for any reasonably foreseeable loss or damage. You are also entitled to have goods repaired or replaced if the goods fail to be of acceptable quality and failure does not amount to a major failure.

447 Foleys Road, Deer Park. Victoria 3023. Phone 1800 736 634 or +617 3345 3644